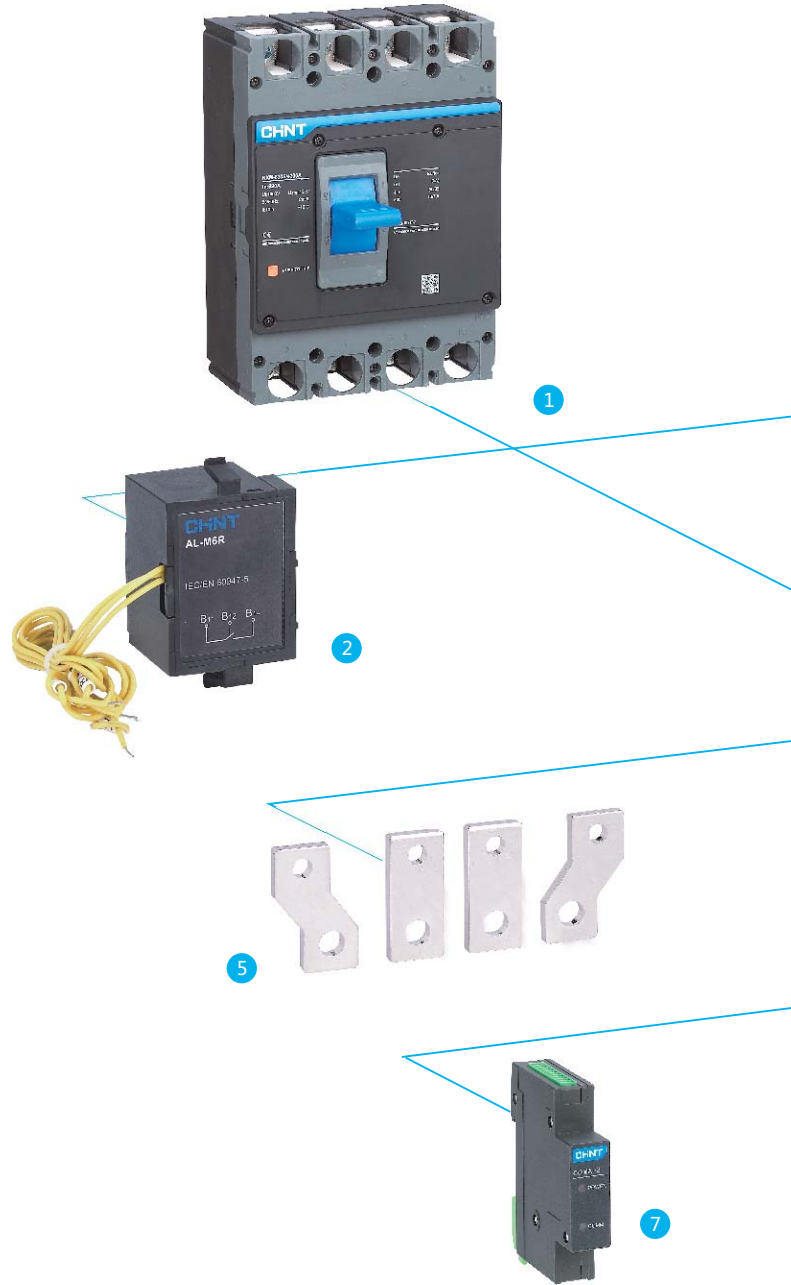


Accessories

- 1 Body
- 2 Alarm contact (optional)
- 3 Motor-driven mechanism (optional)
- 4 Auxiliary contact (optional)
- 5 Connection plate (optional)
- 6 Shunt release (optional)
- 7 Communication module(optional)
- 8 Rear connection plate (optional)
- 9 Under voltage release (optional)
- 10 Interphase barrier (standard)
- 11 Plug-in basement(optional)
- 12 Handheld test module(optional)
- 13 Manual operation mechanism (optional)



تهران - خیابان لاله زارنو - بالاتر از منوچهری - پاساژ البرز ۲۰ - طبقه اول - واحد ۲۳۵



۰۲۱-۶۶۳۴۱۰۹۰-۹۲



۰۹۳۹۶۲۹۲۰۰۱



splus.ir/peoe_iran



aparat.com/peoe_iran



www.peoe.ir



t.me/peoe_iran



instagram.com/peoe_iran



3



4



6



9



10



8



11



12




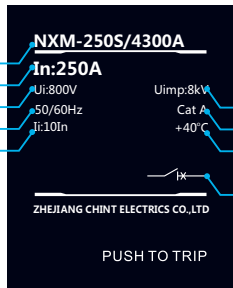
13



NXM-250S/4300A



NXMS-250H/3300



NXM Nameplate of thermomagnetic stationary molded case circuit breaker

NXM series moulded case circuit breaker

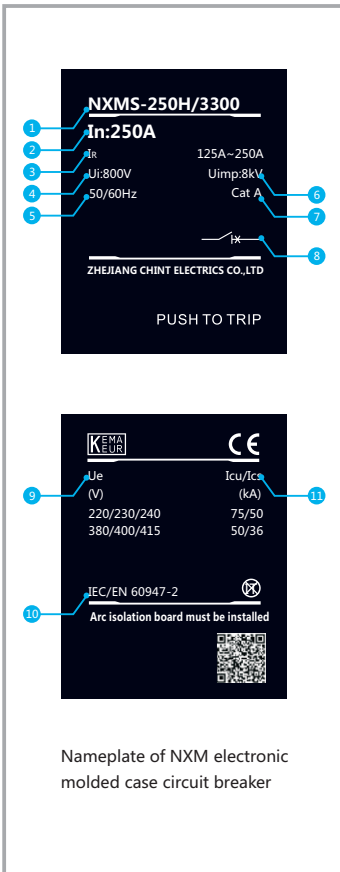
Breaker

The moulded case circuit breaker will provide protection for the circuit and equipment in case of overload, short circuit and under voltage condition occurred in the power distribution circuit. Besides, it can also provide protection of overload, short circuit and under voltage for the non-frequent start of motor

- Frame size:
 NXM series moulded case circuit breaker: 63A, 125A, 160A, 250A, 400A, 630A, 800A, 1000A, 1250A, 1600A
 NXMS series electronic breaker: 160A, 250A, 400A, 630A, 1000A, 1250A, 1600A
- Rated operational voltage: Ue (VAC): 220/230/240, 380/400/415, 690
- Breaking capacity code: E, S, F, H
- Number of poles: 2P, 3P, 4P
- Release type: thermal magnetic fixed type; magnetic fixed type; electronic type.
- Installation method: Fixed type; plug-in type

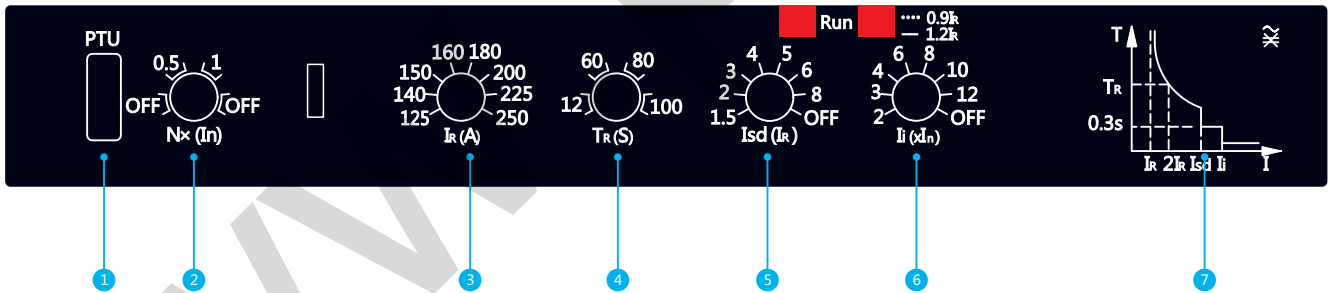
Nameplate interpretation

- 1 Product type: Frame size; breaking capacity; poles number
- 2 In: Rated operational current
- 3 Ui: Rated insulation voltage
- 4 Frequency of A.C.
- 5 Ii: 10In: Multiple of current of transient behavior
- 6 Uimp: Rated impulsive withstand voltage
- 7 Cat A: Utilization category of breaker
- 8 +40°C: Ambient temperature
- 9 Electrical symbol for circuit breaker with isolating function
- 10 Ue: Rated operational voltage
- 11 The product is in conformity with standard IEC/EN 60947.2
- 12 Icu/Ics: Ultimate short circuit breaking capacity/Service short circuit breaking capacity



- 1 Product type: Frame size; breaking capacity; poles number
- 2 In: Rated operational current
- 3 Ir: Long-time-delay setting current range
- 4 Ui: Rated insulation voltage
- 5 Frequency of A.C.
- 6 Uimp: Rated impulsive withstand voltage
- 7 Cat A: Utilization category of breaker
- 8 Electrical symbol for circuit breaker with isolating function
- 9 Ue: Rated operational voltage
- 10 The product is in conformity with standard IEC/EN 60947.2
- 11 Icu/Ics: Ultimate short circuit breaking capacity/Service short circuit breaking capacity

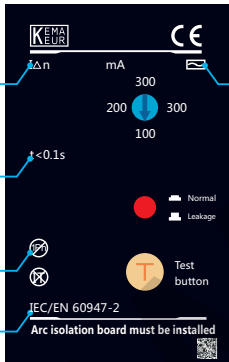
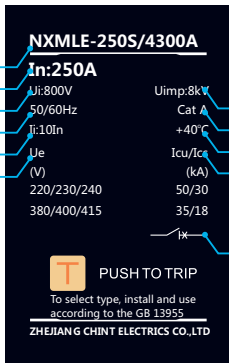
Electronic release



- 1 PTU interface
- 2 Neutral pole protection current setting, with 2 steps of current that is adjustable and can be turned off (OFF)
- 3 Rated current setting with 8 steps
- 4 Long-time-delay (S) setting with 4 steps
- 5 Short-time-delay current I_{sd} setting with 7 steps that is adjustable and can be turned off (OFF)
- 6 Instantaneous action current I_i setting with 7 steps and that can be turned off (OFF)
- 7 Current-time protection curve



NXMLE-250S/4300A



Nameplate of NXMLE residual current circuit breaker

NXMLE series residual current circuit breaker

Residual current operated protection breaker (Coming soon)

Residual current circuit breakers are used mainly to provide protection against leakage current which may cause insulation failure, electric shock to equipment and human body irrespectively along with the standard protection against over load & short circuit condition.

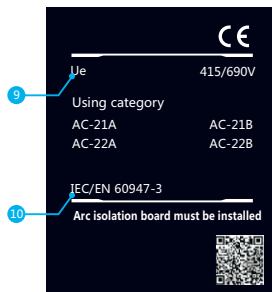
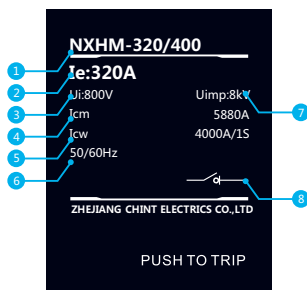
- Frame size: 125A, 160A, 250A, 400A, 630A
- Rated operational voltage: U_e(V AC): 220/230/240, 380/400/415
- Breaking capacity code: S, F, H
- Number of poles: 1PN, 2P, 3P, 3PN, 4P
- Installation method: fixed type; plug-in type

Nameplate interpretation

- 1 Product type: Frame size, breaking capacity, poles number
- 2 In: Rated operational current
- 3 U_i: Rated insulation voltage
- 4 Frequency of A.C.
- 5 I_i: 10In: Multiple of current of transient behavior
- 6 U_e: Rated operational voltage
- 7 U_{imp}: Rated impulsive withstand voltage
- 8 Cat A: Utilization category of breaker
- 9 +40°C: Ambient temperature
- 10 I_{cu}/I_{cs}: Rated ultimate breaking capacity / Rated service breaking capacity
- 11 Electrical symbol for circuit breaker with isolating function
- 12 Rated residual operating current value
- 13 t: Maximum breaking time
- 14 Only applicable for three-phase power
- 15 The product is in conformity with standard IEC/EN 60947.2
- 16 Leakage current selection (mA)



NXHM-320/400

Nameplate of NXHM
disconnecter switch

NXHM series disconnecter switch

Disconnecter switch (Coming soon)

The disconnecter switch series are mainly used for non-frequent circuit making or breaking circuit in the distribution network.

- Frame size: 63A, 125A, 160A, 250A, 320A, 400A, 630A, 800A, 1000A
- Rated operational voltage: Ue(VAC): 380/400/415/690
- Number of poles: 3P, 4P
- Installation method: fixed type; plug-in type

Installation method: stationary type and plug-in type

- 1 Product type: Frame size; poles number
- 2 Ie: Rated operational current
- 3 Ui: Rated insulation voltage
- 4 Icm: Rated short-time making capacity
- 5 Icw: Rated short-time withstand current
- 6 Frequency of A.C.
- 7 Uimp: Rated impulsive withstand voltage
- 8 Disconnecter Function as per IEC/EN
- 9 Ue: Rated operational voltage
- 10 The product is in conformity with standard IEC/EN 60947.3